

Project Title: **Fall 2023 Evaluations**

Courses Audience: **30**

Responses Received: **13**

Response Ratio: **43.33%**

Subject Details

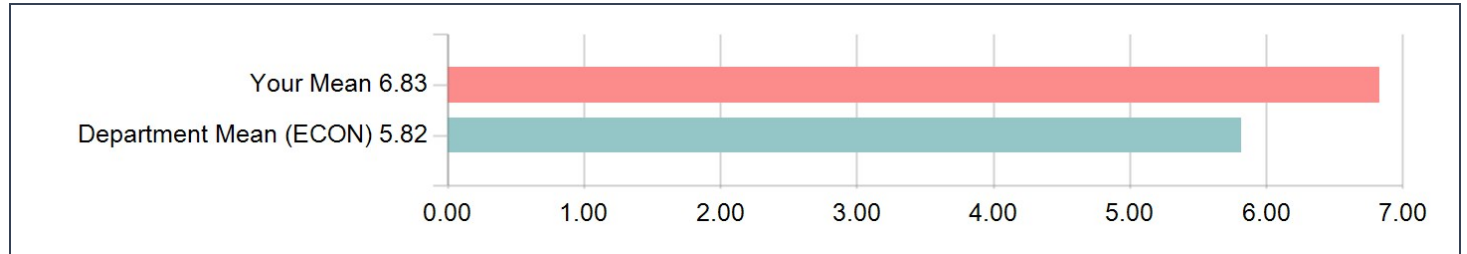
Name	ECON 140 DIS 111 Econometrics (EVAL FOR GSI)
DEPT_NAME	ECON
DEPT_FORM	ECON
EVALUATION_TYPE	G
First Name	Jonathan
Last Name	Old

FOR YOUR INFORMATION: Please note that "Department Mean" for each rating question is calculated using all sections in your department. This may include both Faculty and GSIs depending on whether the department has selected a question item to be used for both.

## UNIVERSITY WIDE QUESTIONS (QUANTITATIVE/RATING):

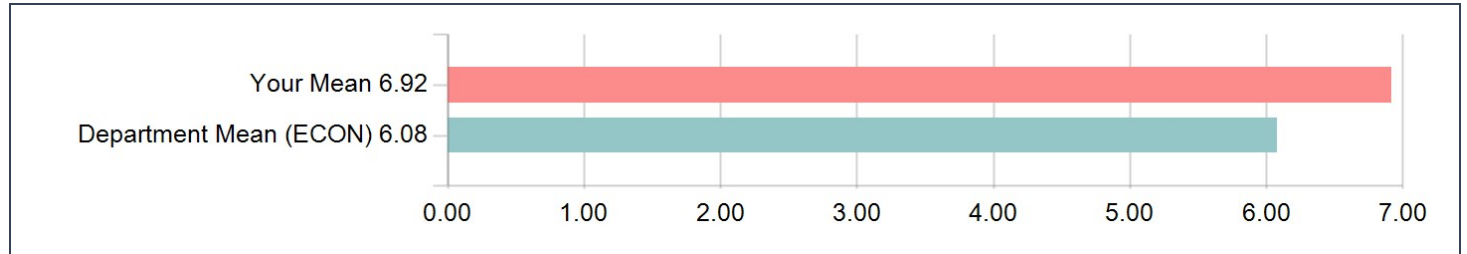
*The items in this section are asked across all courses at Berkeley.*

The GSI's instructional activities, contributions, and/or feedback enhanced my learning. ("Learning" may include gaining mastery of course content and new skills, exposure to new methodologies and modes of critical thinking, and extending the ability to express oneself on the topics treated in the course.)



The GSI's instructional activities, contributions, and/or feedback enhanced my learning. ("Learning" may include gaining mastery of course content and new skills, exposure to new methodologies and modes of critical thinking, and extending the ability to express oneself on the topics treated in the course.)		
Options	Count	Percentage
1-Strongly disagree	0	0.00%
2-Disagree	0	0.00%
3-Disagree Somewhat	0	0.00%
4-Neutral (neither agree nor disagree)	0	0.00%
5-Agree Somewhat	0	0.00%
6-Agree	2	16.67%
7-Strongly agree	10	83.33%
Statistics	Value	
Response Count	12	
Mean	6.83	
Median	7.00	
Standard Deviation	0.39	

The GSI created an environment in which I could feel included (for example, encouraged multiple voices/perspectives, welcomed questions and critiques, responded to student feedback).



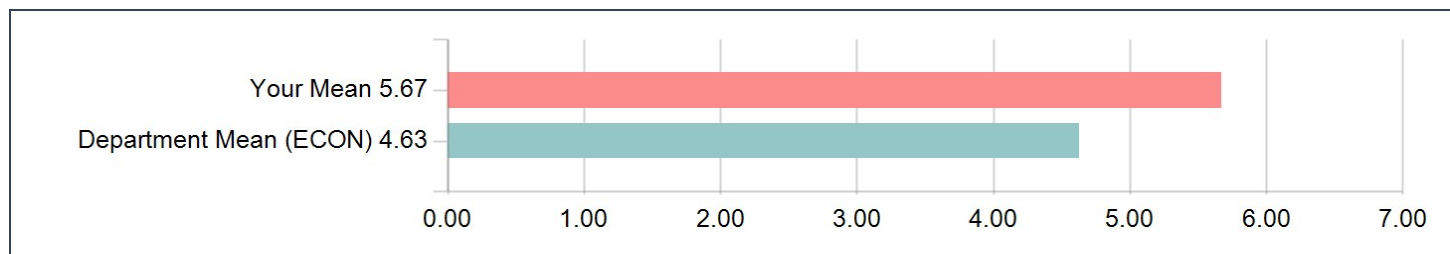
The GSI created an environment in which I could feel included (for example, encouraged multiple voices/perspectives, welcomed questions and critiques, responded to student feedback).

Options	Count	Percentage
1-Strongly disagree	0	0.00%
2-Disagree	0	0.00%
3-Disagree Somewhat	0	0.00%
4-Neutral (neither agree nor disagree)	0	0.00%
5-Agree Somewhat	0	0.00%
6-Agree	1	8.33%
7-Strongly agree	11	91.67%
Statistics	Value	
Response Count	12	
Mean	6.92	
Median	7.00	
Standard Deviation	0.29	

## DEPARTMENT PROVIDED INSTRUCTOR QUESTIONS:

*Items in this section were selected by ECON for inclusion on this evaluation.*

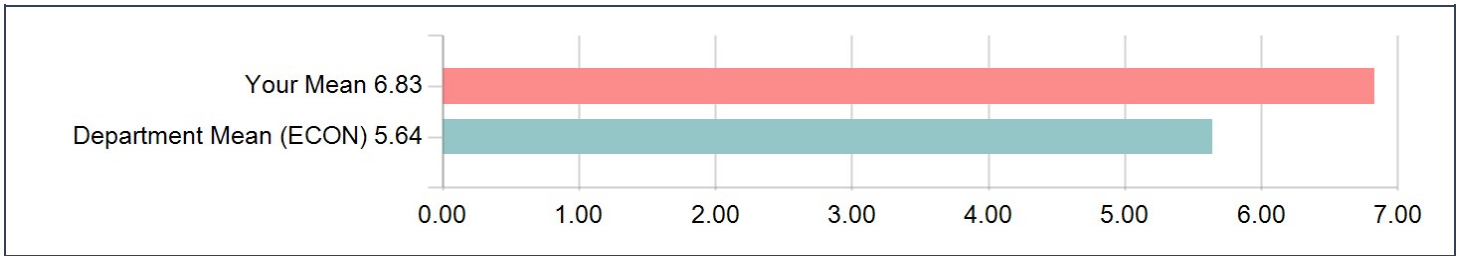
Considering my understanding of the material, the pace of the section meetings was  
1=Much too slow, 4=About right, 7=Much too fast



Considering my understanding of the material, the pace of the section meetings was  
1=Much too slow, 4=About right, 7=Much too fast

Options	Count	Percentage
1	0	0.00%
2	0	0.00%
3	0	0.00%
4	5	41.67%
5	0	0.00%
6	1	8.33%
7	6	50.00%
Statistics	Value	
Response Count	12	
Mean	5.67	
Median	6.50	
Standard Deviation	1.50	

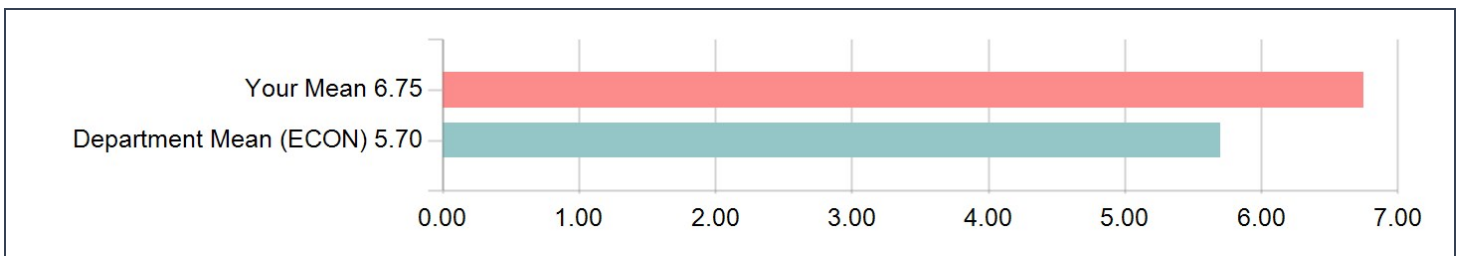
Considering how the professor structured the course, the material presented in section was  
1=Poorly chosen, 4=Satisfactory, 7=Excellent



Considering how the professor structured the course, the material presented in section was  
1=Poorly chosen, 4=Satisfactory, 7=Excellent

Options	Count	Percentage
1	0	0.00%
2	0	0.00%
3	0	0.00%
4	0	0.00%
5	0	0.00%
6	2	16.67%
7	10	83.33%
Statistics		Value
Response Count		12
Mean		6.83
Median		7.00
Standard Deviation		0.39

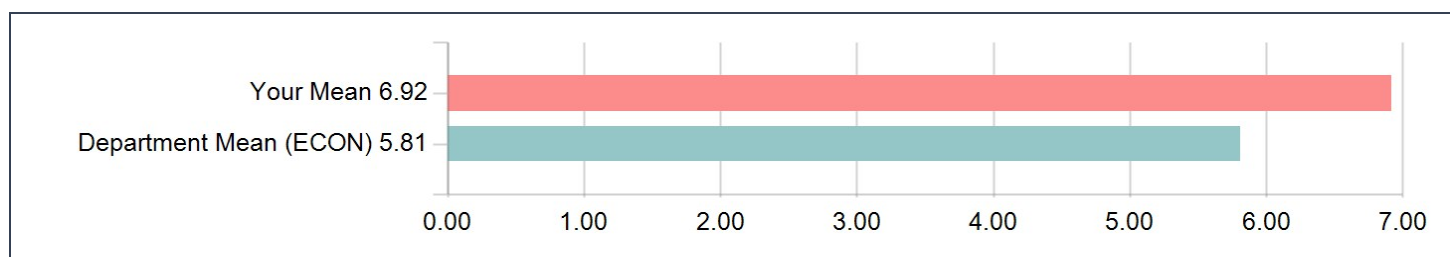
From my perspective the graduate student instructor's grading appears to be  
1=Unfair, 4=Satisfactory, 7=Very conscientious



From my perspective the graduate student instructor's grading appears to be  
1=Unfair, 4=Satisfactory, 7=Very conscientious

Options	Count	Percentage
1	0	0.00%
2	0	0.00%
3	0	0.00%
4	0	0.00%
5	1	8.33%
6	1	8.33%
7	10	83.33%
Statistics		Value
Response Count		12
Mean		6.75
Median		7.00
Standard Deviation		0.62

Considering both the limitations and possibilities of the subject matter and the course, how would you rate the overall effectiveness of this graduate student instructor?



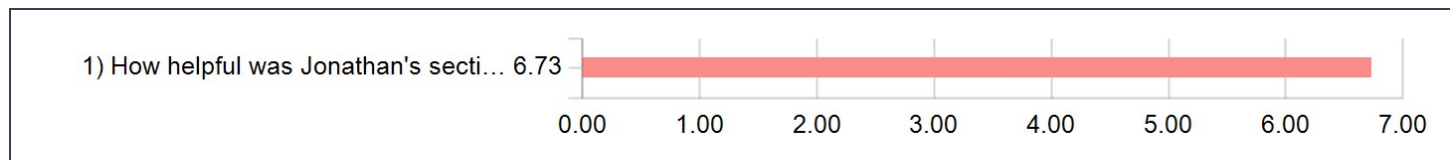
Considering both the limitations and possibilities of the subject matter and the course, how would you rate the overall effectiveness of this graduate student instructor?

Options	Count	Percentage
1-Not at all Effective	0	0.00%
2	0	0.00%
3	0	0.00%
4-Moderately Effective	0	0.00%
5	0	0.00%
6	1	8.33%
7-Extremely Effective	11	91.67%
Statistics		Value
Response Count		12
Mean		6.92
Median		7.00
Standard Deviation		0.29

## INSTRUCTOR PROVIDED CUSTOM QUESTIONS:

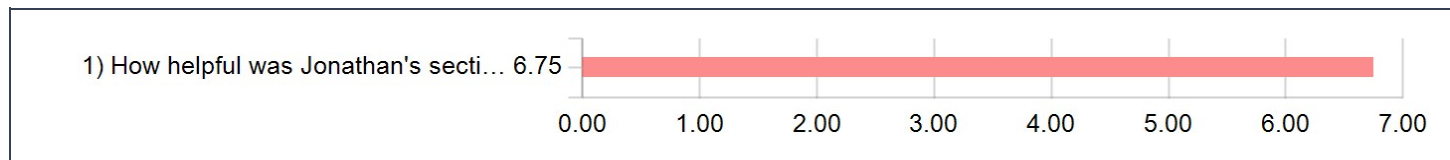
*If any items appear in this section, they were created by you. These are visible only to you and not accessible by other report viewers in your department.*

How helpful was Jonathan's section TO PREPARE FOR THE EXAM?



How helpful was Jonathan's section TO PREPARE FOR THE EXAM?		
Options	Count	Percentage
1-Not at all	0	0.00%
2	0	0.00%
3	0	0.00%
4-Somewhat	0	0.00%
5	1	9.09%
6	1	9.09%
7-Very	9	81.82%
Statistics		Value
Response Count		11
Mean		6.73
Median		7.00
Standard Deviation		0.65

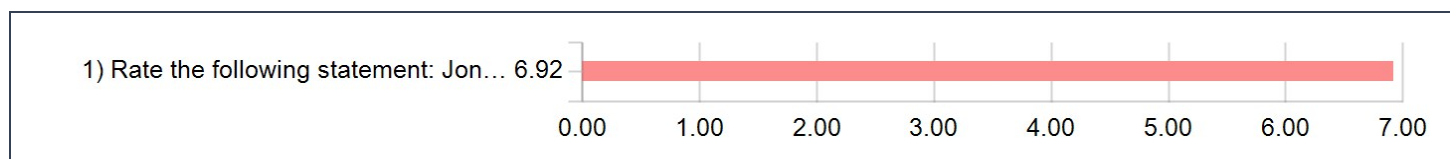
How helpful was Jonathan's section TO UNDERSTAND ECONOMETRICS?



How helpful was Jonathan's section TO UNDERSTAND ECONOMETRICS?

Options	Count	Percentage
1-Not at all	0	0.00%
2	0	0.00%
3	0	0.00%
4-Somewhat	0	0.00%
5	0	0.00%
6	3	25.00%
7-Very	9	75.00%
Statistics	Value	
Response Count	12	
Mean	6.75	
Median	7.00	
Standard Deviation	0.45	

Rate the following statement: Jonathan created a positive, inclusive learning environment.



Rate the following statement: Jonathan created a positive, inclusive learning environment.

Options	Count	Percentage
1-Not at all	0	0.00%
2	0	0.00%
3	0	0.00%
4-Somewhat	0	0.00%
5	0	0.00%
6	1	8.33%
7-Very	11	91.67%
Statistics	Value	
Response Count	12	
Mean	6.92	
Median	7.00	
Standard Deviation	0.29	

### What did you like MOST about the section with Jonathan?

Comments
His pace at which he taught was perfect
I think his slides were great and were a great help when it came to understanding and practicing the material. Overall, his discussion really prepared me for the exam, with good practice problems and tips!
How nice Jonathan was.
He's just great
he's very clear and responsive
Jonathan is very passionate about econometrics and genuinely enjoys teaching. He encourages students in his section to ask questions and has a very strong grasp of the material and how to best present it to the class. I liked the fact that he is organized and very responsive to emails. Moreover, I enjoyed the fact that he recorded section so we could revisit his lectures. Overall, he is the best GSI I have come across at UC Berkeley.
he was very passionate about the coursework and topics. was very helpful as well
That he encourages everyone to ask any questions. – it made me feel included
Johnathan is an incredible GSI. He opens the section up for feedback and at the end of each section we were able to give feedback on what we would like more help on in the next section and got to sort of choose what we learn each section. There was no discomfort in asking questions in class.

### What did you like LEAST about the section with Jonathan?

Comments
I did not like the group work
Ummm, i feel like jonathan had a really great section which was organized and prioritized participation. Maybe something I would add is more practice problems and more in depth walk through for answers on practice problems.
Emphasis on groupwork.
nothing
OH times. I kind of wish he offered it at alternative day of the week so I could attend.
n/a
office hour is too early << this is highly subjective
N/A

## DEPARTMENT PROVIDED COURSE QUESTIONS:

*Items in this section were selected by ECON for inclusion on this evaluation.*

Please identify what you consider to be the strengths of the course (or section).

Comments
The way Jonathan taught the course was exceptional.
–well organized and slides are easy to digest (breaks down the info well)
Jonathan is really good at breaking down material.
section was the strength
the content is interesting and the professor is knowledgeable about econometrics.
Flexibility in section content coverage. Very adaptable with a lot of examples and practice problems



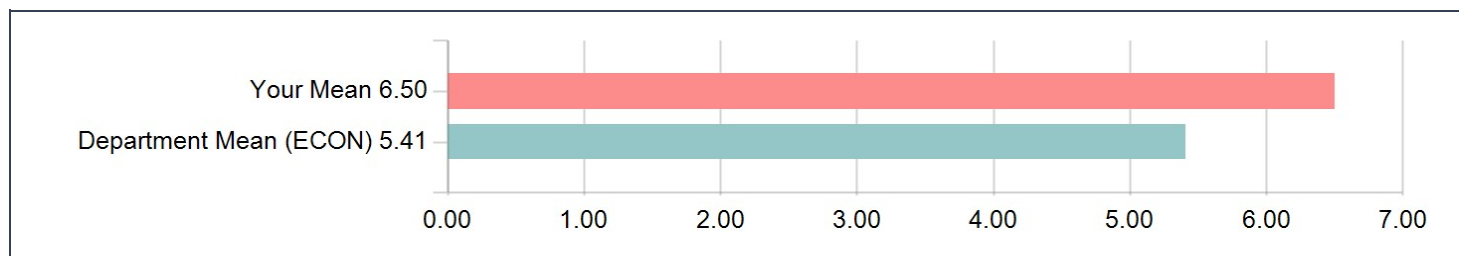
Please identify area(s) where you think the course could be improved.

Comments
Get rid of the group work.
–more practice problems
pace
n/a

What advice would you give to another student who is considering taking this course?

Comments
attend the sections.
–this isn't your regular math or coding class, come to class and exams with a creative, story telling mindset so you can best answer exam questions and paint a causal story
relax
Go to Jonathan's section.
attend lectures and office hours
go to office hour. I understood everything correctly in office hours.
Read the textbook! Attend section! It's so easy and it significantly increases your understanding.

Considering both the limitations and possibilities of the subject matter and the course, how would you rate the overall effectiveness of this course?



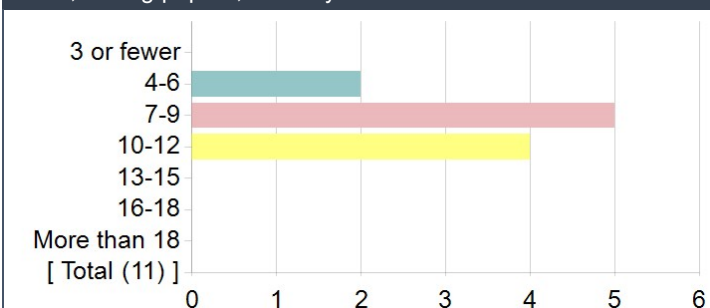
Considering both the limitations and possibilities of the subject matter and the course, how would you rate the overall effectiveness of this course?		
Options	Count	Percentage
1-Not at all Effective	0	0.00%
2	0	0.00%
3	0	0.00%
4-Moderately Effective	0	0.00%
5	0	0.00%
6	5	50.00%
7-Extremely Effective	5	50.00%
Statistics	Value	
Response Count	10	
Mean	6.50	
Median	6.50	
Standard Deviation	0.53	

## DEPARTMENT PROVIDED STUDENT INFORMATION QUESTIONS

*Items in this section were selected by ECON for inclusion on this evaluation.*

**On average, how many hours per week have you spent on this course, including attending classes, doing readings, reviewing notes, writing papers, and any other course-related work?**


On average, how many hours per week have you spent on this course, including attending classes, doing readings, reviewing notes, writing papers, and any other course-related work?



Options	Count	Percentage
3 or fewer	0	0.00%
4-6	2	18.18%
7-9	5	45.45%
10-12	4	36.36%
13-15	0	0.00%
16-18	0	0.00%
More than 18	0	0.00%
Statistics	Value	
Response Count	11	

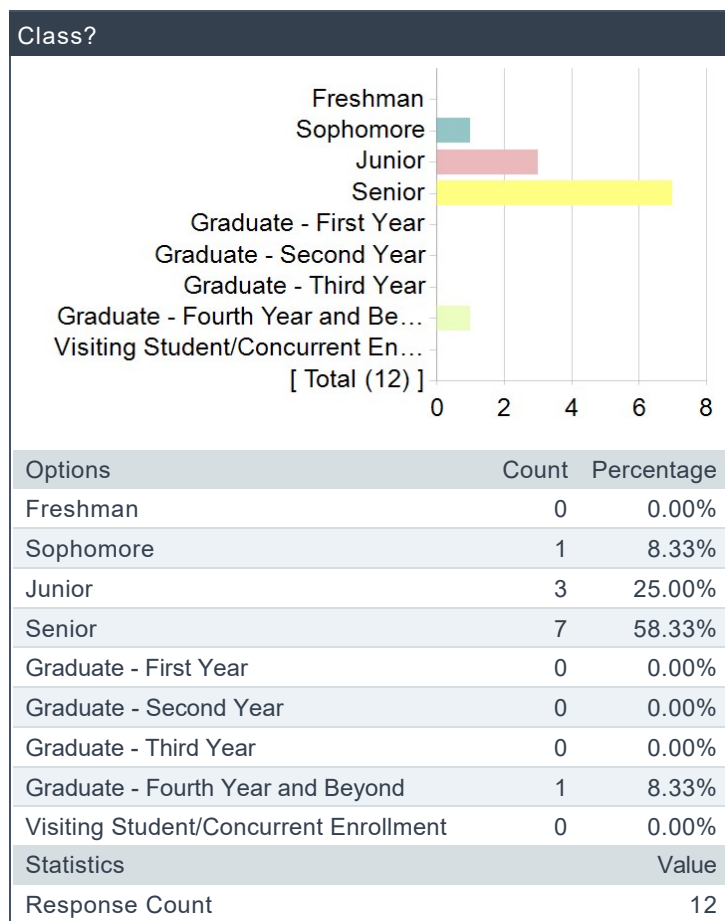
**How many class (or section) sessions did you attend?**

How many class (or section) sessions did you attend?




Options	Count	Percentage
None	1	9.09%
Fewer than half	1	9.09%
About half	0	0.00%
More than half	8	72.73%
All	1	9.09%
Statistics	Value	
Response Count	11	

## Class?



## Major?



## Your Major? (List All)

Comments
Economics
Economics
econ
Economics
econ
economics
Economics (Declared)
economics
Math, Data science
Economics

## Is this course required or strongly suggested for your major or intended major?

